

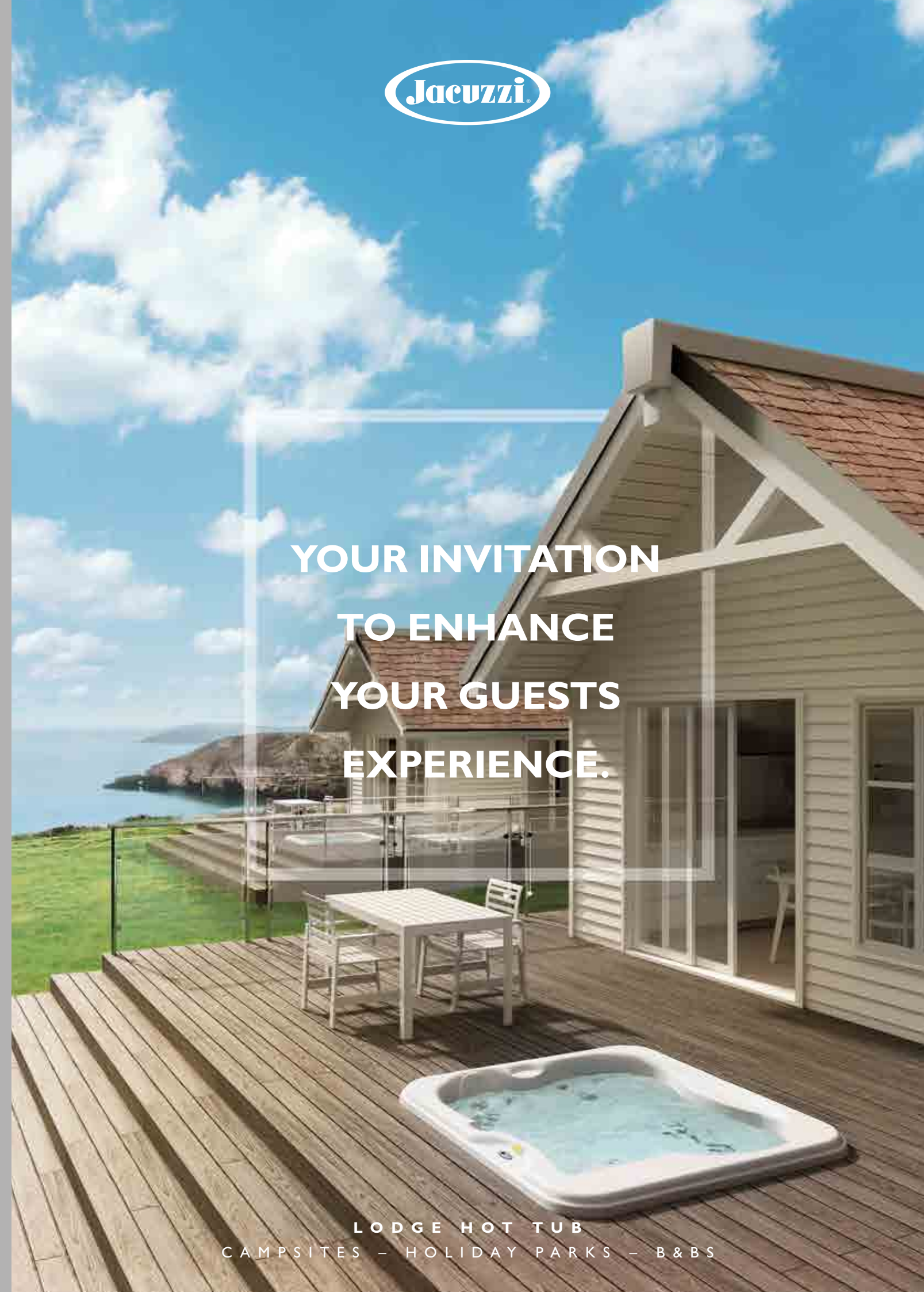
CELEBRATING  
**60**  
YEARS  
OF HYDROTHERAPY  
JACUZZI.EU  
JACUZZI.IT/BUSINESS  
JACUZZI.CO.UK/COMMERCIAL  
JACUZZI.FR/PROFESSIONNEL

220119270 LODGE CATALOGUE 07/2016 EN



**YOUR INVITATION  
TO ENHANCE  
YOUR GUESTS  
EXPERIENCE.**

**LODGE HOT TUB**  
CAMPSITES – HOLIDAY PARKS – B&BS





**THE BEST  
MOMENT  
OF THE DAY.®**

**WHILE YOUR GUESTS EXPERIENCE JACUZZI®,  
YOUR BUSINESS BENEFITS FROM:**

The ability to enhance profits.  
A brand association that can uplift bookings.  
Better search engine hits.  
Increased value to your premises.  
Extended selling points to your guests.  
A globally recognised offering.  
Excellent aftercare.  
A customer service team you can trust.  
Advanced technology working at its peak.  
Lodge is a specialist hot tub designed  
for the holiday & leisure industry.  
Suitable for all climates and seasons.  
The ideal hot tub for every kind of guests  
from couples and groups to family and friends.  
It can be built in or freestanding to suit your needs.  
Delivers hydromassage like only Jacuzzi® can.

**It's the best moment of the day  
for your campsites, holiday parks and B&Bs.**



**Lodge is the Jacuzzi® hot tub dedicated to holiday parks, farm holiday resorts, camping and glamping sites and hotels.**

This product has been designed exclusively for the hospitality market and it fits perfectly in all outdoor spaces including gardens, terraces, balconies and leisure areas.

Lodge is the ideal hot tub to help you increase your profits and give your guests great memories.

Find out why Lodge is right for your business:

- |   |         |
|---|---------|
| 1. Maximise your profits.               | page 6  |
| 2. Save your time and resources.        | page 9  |
| 3. The best experience for your guests. | page 14 |

**THE HOT TUB  
DEDICATED  
TO HOSPITALITY.**



Leveno Campsite - France



## Maximise your profits.



*"Installing a hot tub in a resort increases accommodation figures by 60% to 90% per year, significantly improving profits."*

Hoseasons,  
the most important holiday organisation agency in the UK.



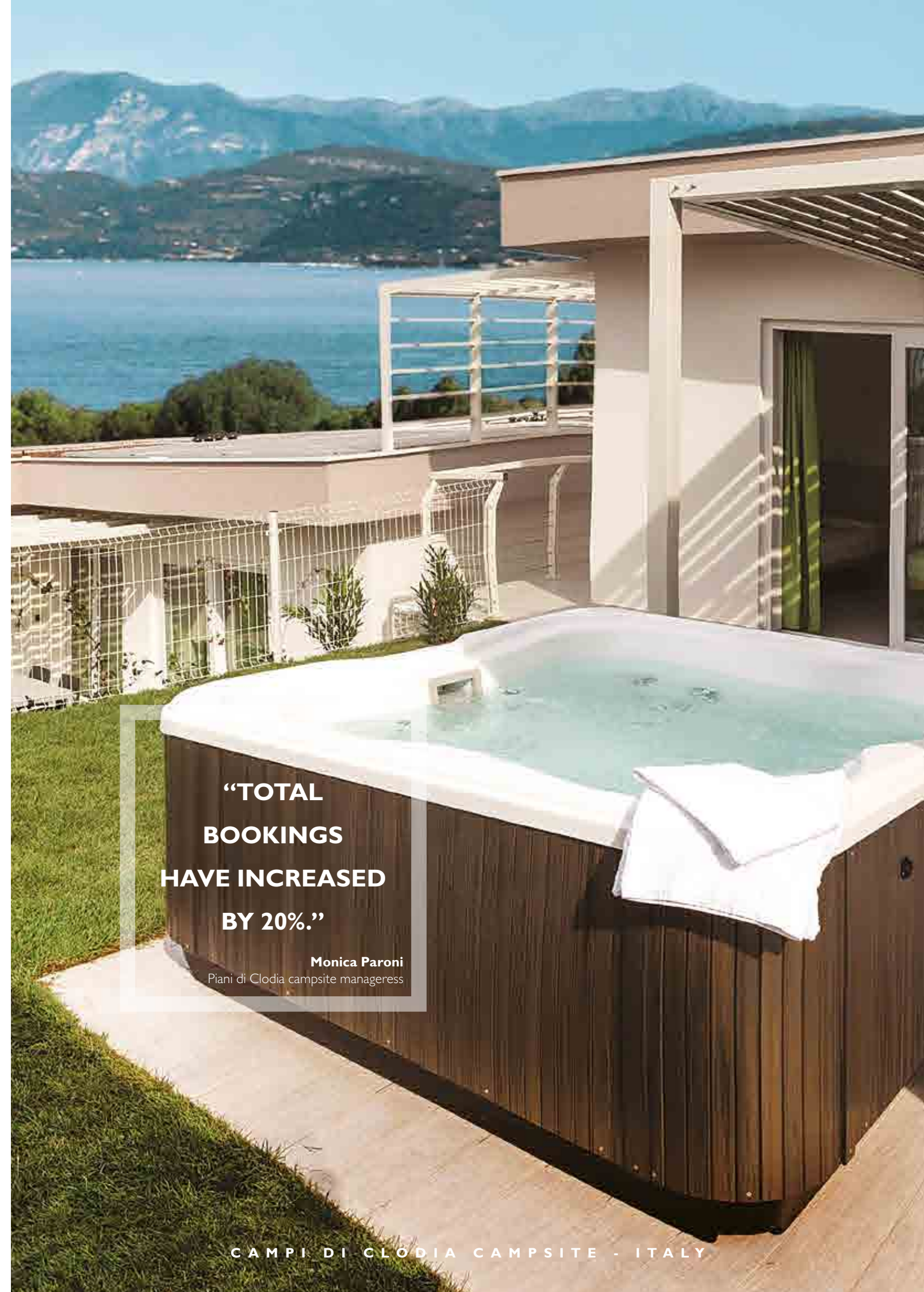
### High season all year long.

With Lodge you can make everyday a great experience for your guests and create even more reasons for them to book with you again. Having such a versatile, robust and inviting product means your guests want to increase their stay both in terms of the total length of their vacation and the time actually spent on your premises. Lodge is an authentic experience that your guests will want to benefit from on hot sunny days as well as when the weather is anything but ideal. Thanks to our optional Winter Pro Kit and Nordic heat and noise insulation systems, lodge offers the unparalleled wellness feeling of a hydromassage in any season. **Winter Pro Kit** is an insulating barrier that **prevents heat dispersion** while our **Nordic** full-foam insulation is particularly **suitable for very cold climates**, guaranteeing perfect heat and noise insulation.



### Search engines have the power.

Jacuzzi® is the keyword people looking for holiday or business accommodation in a wellness/spa centre enter most frequently into search engines. Choosing Jacuzzi® guarantees you enhanced visibility in a crowded digital market. Once people find you through our brand, excellent products and services... there is an increase in the intrinsic value of your premises which has a positive effect on the quality and costs of the services offered.



**"TOTAL  
BOOKINGS  
HAVE INCREASED  
BY 20%."**

**Monica Paroni**  
Piani di Clodia campsite manageress





**“THE COMPLETE DRAIN FUNCTION HAS NO MATCH ON THE MARKET. IT EMPTIES THE HOT TUB COMPLETELY, MAKING IT MUCH EASIER AND QUICKER TO CLEAN.”**

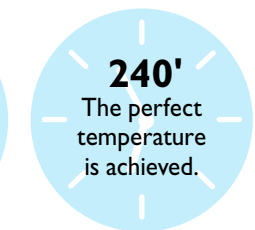
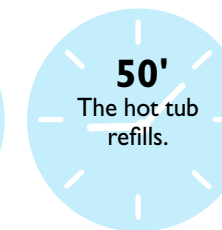
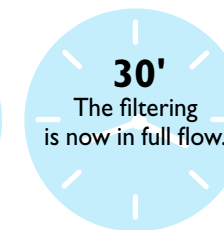
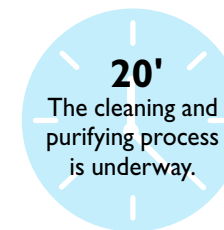
**Mike Pearce**  
Strawberry Field Holiday Park manager

## Save your time and resources.

**Ready by the time your new guests check in.**

**In less than 6 hours** Lodge is ready for a new guest.

Thanks to the advanced technology Jacuzzi® hot tubs utilise, it's simple to prepare for multiple use. In fact, the time it takes to empty, clean and be refilled – is the same as the period between one guest checking out and the new one checking in.



### Half the time, twice the advantage.

The **Quick Drain®** device reduces drain times by up to 50% compared to standard drain pipes or submersible pumps.



### A clean hot tub is more important than anything.

All the water is emptied out of the spa through a drain on its base. This prevents stagnant water and allows you to thoroughly clean the hot tub for your next guests.





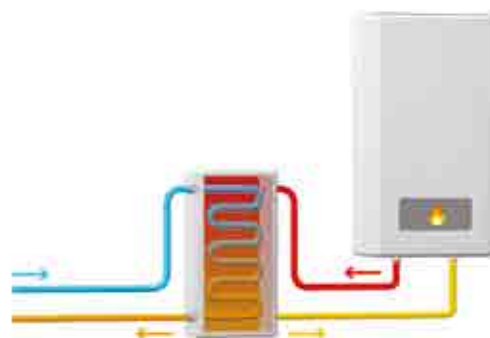


### Immediate fill.

Lodge's fill time depends on the model and on the system's water flow rate: for example, Lodge M fills in about 50 minutes at a rate of 20 l/m. The average fill of Lodge S is 750 litres (40mins fill time), Lodge M is 880 litres (50mins fill time) and Lodge L is 1,420 litres (1hr 15mins fill time).

### Perfect temperature, always.

The heating systems warms the water up to the desired temperature and keeps it consistently warm. Lodge can be fitted with an **electric heater** or a **heat exchanger**, an inexpensive, green solution that exploits the heat produced by your facility's heating system or by renewable sources.



To shorten heating time even further you can use the **heat plus option** in addition to the standard heater.

IT TAKES LESS THAN 6 HOURS FOR LODGE  
TO BE READY FOR USE.





**Always clean, guest after guest.**

Your hot tub's water must always be clean.

That's why Lodge offers different water filtering and purifying systems to meet your requirements.

**Standard filtering:**

the **cartridge filter** gives you the assurance of hygiene and cleanliness because it traps the impurities in the water. It is easy to remove, must be cleaned on a regular basis and replaced when necessary.

**Professional filtering (optional):**

The **Performance Kit** system has a **sand filter** and a **pump** installed outside the spa. Designed for intensive use, the only maintenance required consists in periodically replacing the sand.

**Ultraviolet, ultra-clean.**

The **ClearRay®** system offers unbeatable benefits:

- Effectively treats 99.9% of waterborne pathogens;
- Cuts the use of chemical water treatment substances by 50%;
- Sanitises safely because it uses the electromagnetic energy produced by the sun to improve its disinfecting action;
- Easy to look after, the UV lamp must be replaced just once a year.




## The best experience for your guests.

Whether guests are looking for an unforgettable Jacuzzi® wellness experience or simply after a fun & enjoyable hot tub experience... Lodge is a wonderful solution for every kind of holidaymaker. Every booking, be it for a couple, a family or a group of friends, will become an unforgettable time that people will want to repeat again and again.

### Wellness for all.

Lodge's exclusive interior design has been created to maximise every session in the hot tub. Guests will discover specific hydrotherapy treatments, courtesy of **various seats** fitted at different hot tub depths and with different types of jets. The M and L models are even provided with **a higher seat which is perfect for youngsters** or to relax in.



**YOUR GUESTS  
WILL LOOK  
FORWARD TO  
COMING BACK  
AGAIN.**



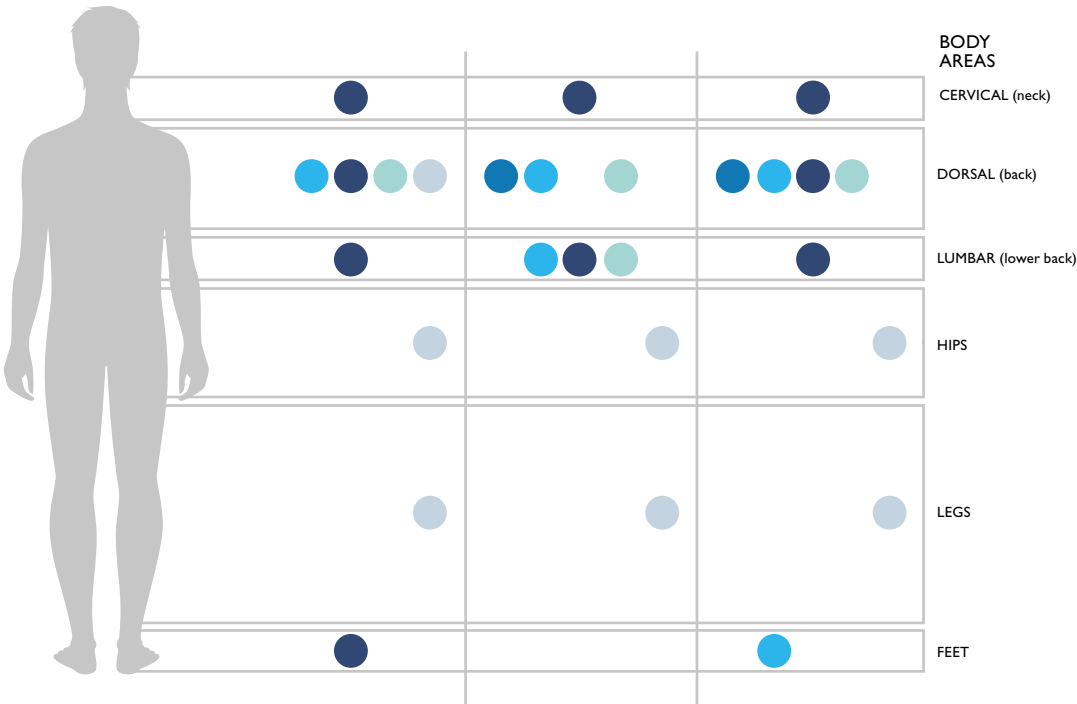


TIM JITLOFF - ALPINE SKIING GIANT SLALOM CHAMPION  
US SKI TEAM



The science behind wellness.

The ideal hydromassage does not depend on the quantity of spa jets but on their quality. This is determined by the perfect combination of air & water delivered and by the exact position of the jets along specific body areas. That's why Jacuzzi® is globally acknowledged as the **leading** hydromassage manufacturer by **consumers** and **professional athletes**.



CLASSIC STAINLESS STEEL JETS.

Our jets come with standard stainless steel covers that add a touch of elegance to your Jacuzzi® spa. The surface of the jets reflects and enhances the natural beauty of water.



LUXURY JETS

These deliver a deep massage that is perfect for the back and feet muscles. Their direction and intensity can be adjusted to customise your massage to your specific needs.



DIRECT JETS

Their direction and intensity can be adjusted to customise a massage to your specific needs.



MINI JETS

Targeted jets of water help relieve tension in large back muscles. Fully adjustable, they can adapt to any body build.



PULSATOR JETS

Fully adjustable, they deliver intermittent jets of water to ease muscle pain.



BLOWERS

A powerful flow of bubbles for a beneficial, restorative effect.



### Design that invites you in.

It's **quick and easy** to get into the hot tub thanks to the wide deck that can be used **to lean or sit on**. The **seats are positioned at different heights** so that they can be used easily as steps to allow guests to get safely to the **non-slip base**.

### A rainbow of emotions.

Our **Rainbow technology** enhances the atmosphere of your hydromassage to suit your guests. The underwater led spotlights **light up the spa water** with different colour patterns. The following programmes are available in addition to fixed light colours: total wellness with rainbow, energising sunlight and restful relax.



### Total control at the touch of a button.

Even in the dark, Lodge's controls are simple and user-friendly, courtesy of the **display panel with its luminous frame**. If you like, you can restrict your guest's functions to hydromassage and rainbow.





The perfect size to suit anyone’s needs.



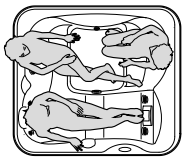
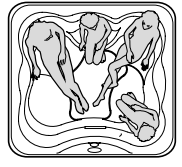
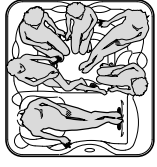
LODGE **L**  
👤 x 5  
🛋 x 1 lounge



LODGE **M**  
👤 x 4-5



LODGE **S**  
👤 x 2  
🛋 x 1 lounge

Choose your own Lodge	Model	LODGE S	LODGE M	LODGE L
	Dimensions	185x165x90Hcm	200x185x90Hcm	223x211x90Hcm
	Seats	 2-3 (1 lounge)	 4-5	 5-6 (1 lounge)
	Hydromassage			
	<input type="checkbox"/> Hydro + Blower	16+10	20+12	24+14
	<input type="checkbox"/> Hydro	16	20	24
	<input type="checkbox"/> Blower	10	12	14
	Installation			
	<input type="checkbox"/> Built-in			
	<input type="checkbox"/> Freestanding			
	Colours			
	<input type="checkbox"/> White			
	<input type="checkbox"/> Platinum			
	Heating			
	<input type="checkbox"/> Electric heater	2 kW	2 kW	3 kW
	<input type="checkbox"/> Heat exchanger		25.000 kcal/h	
	<input type="checkbox"/> Heat Plus		6 kW (3+3 kW )	
	Insulation			
	<input type="checkbox"/> Standard			
	<input type="checkbox"/> Nordic			
	<input type="checkbox"/> Winter Pro Kit			
	Features			
	<input checked="" type="checkbox"/> Quick Drain®		included	
	<input checked="" type="checkbox"/> Multicoloured Rainbow underwater LED light		included	
	<input checked="" type="checkbox"/> Silverwood insulating cover		included	
	Filtration system			
	<input checked="" type="checkbox"/> Cassette skimmer		included	
	<input checked="" type="checkbox"/> Cartridge filter		included (1x 50 sq.ft.)	
	<input type="checkbox"/> ClearRay® UV			
	<input type="checkbox"/> Performance kit			
	Weights and capacity			
	Average water volume	750 liters	880 liters	1.420 liters
	Max. water capacity	950 liters	1.100 liters	1.820 liters
	Net weight	~ 245 kg	~ 260 kg	~ 348 kg
	Total maximum weight	~1.195 kg	~1.360 kg	~2.168 kg
	Floor loading	~488 kg/m²	~453 kg/m²	~550 kg/m²
	Electric requirements			
	Electrical requirement		220-240V / 50/60Hz	

- ☐ Choose your own configuration
- ☒ Included



BUILT-IN



FREESTANDING



MATERIALS AND COLOURS

ACRYLIC SHELL AND ABS BASE:

Lodge's acrylic shell is strengthened by resins that make it resistant, and covered with polyurethane foam to increase its heat insulation. It is supported by a steel frame and stands on an abs base that minimises problems linked to humidity in the ground.

Acrylic shell:

- Stays beautiful for years;
- Tough and durable;
- Exceptional quality;
- Superior insulation.

ABS base:

- Does not deteriorate;
- Does not need to be painted;
- Protects functional parts from insects, cold air and humidity;
- Cuts energy costs.




White



Platinum

SILVERWOOD PANELS

These panels pair the beauty of natural wood with the toughness and uv resistance of synthetic materials.



Silverwood

Advantages:

- Seamless, scratch-resistant, stain-resistant and very durable;
- Weather-resistant, insect-proof and uv resistant;
- Colour-fast.

INSULATING COVER

Made of vinyl leatherette, it has **double seams** and an **interior structure in stainless steel** and polyurethane. Tear-resistant and colour-fast. It comes with practical handles and **safety fasteners** that prevent it from being opened by unauthorised people. This feature is particularly important for children and for the safety of your guests as a whole. **It prevents heat dispersion**, keeping the water at the right temperature, and **offers superior protection** from dust, leaves insects and pollutants.



Advantages:

- Keeps dirt at bay;
- Wear-resistant and colour-fast;
- Waterproof;
- Lightweight and easy to move;
- Special child-safe fasteners;
- Preserves heat and humidity.

ACCESSORIES

Complete your Lodge hot tub with a covermate thermal cover lifter that simply and effortlessly removes your cover.

Moreover, Jacuzzi® has created a complete range of water treatment and spa cleaning products for perfect hot tub maintenance.

